

# Environment Online

## Reference guide – Set up and log in to Environment Online, representing myself

14 November 2024



Government of **Western Australia**  
Department of **Water and Environmental Regulation**

## SUMMARY

---

This reference guide outlines the tasks for people who want to log in to Environment Online (EO), representing themselves, not an entity.

The processes within this guide are for individuals who manage their own environmental activities online.

## Digital Identity

The WA Government uses the Australian Government Digital Identity System to verify users for some services, including Environment Online (EO).

Digital Identity is a safe, secure and convenient way to prove your identity online. MyID is a type of digital identity and is the Australian Government's Digital identity app.

Whether you are accessing EO as yourself or want to represent an entity, you will need to sign in with your myID. Instead of creating an email and password account in EO, you will log in with your myID.

When you log in, EO 'checks' with myID to confirm your identity. This ensures your information is private and protected. Only a small amount of your data is passed to EO to prove your identity. This is limited to your name, email, and date of birth. Whilst your date of birth is shared, it is not stored by EO.

Environment Online does not access any other personal information, such as additional services you use with your myID.

## Prerequisites

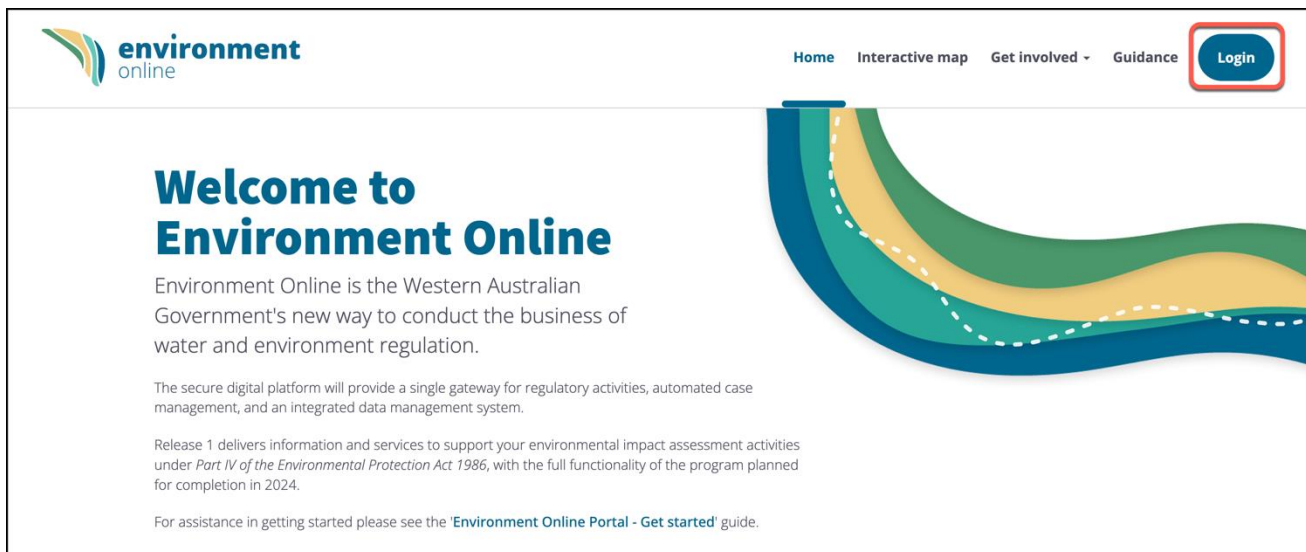
You will require a myID profile and the myID App to log in to Environment Online.

If you do not have a myID – visit the: [How to set up myID](#) website to create one.

**Note:** When you log into Environment Online, you can update your contact email to be different to the one you use to log in with your myID. You can change your contact email in Environment Online anytime; however, you will need to use a dedicated work or personal email address, not a generic email account used by multiple people.

# Log in to Environment Online, representing an entity

1. Navigate to <https://environmentonline.dwer.wa.gov.au/>
2. Select the **Login** button



3. Scroll down the page and locate the **Sign up or login with Digital Identity** tile, then select it.

environment online

Home Interactive map Get involved Guidance Login

**NEW** New login method available  
Microsoft Work Account uses your organisation's Microsoft accounts to authorise Environment Online access. [Learn more about Microsoft Work Account](#)

## Login

Log in to start managing and tracking your environmental regulatory activities.

### New to Environment Online?

Learn how to set up an account with us  
[Get started guide](#) →

#### Choose your login method

**I am representing myself**  
Manage your own environmental activities. Use your Digital Identity credentials (such as myGovID and WA Relationship Authorisation Manager) to access Environment Online.

**Sign up or log in with Digital Identity**

**I am representing an entity**  
Manage environmental activities on behalf of a company, Government agency or another person. Digital Identity uses your Digital Identity credentials (such as myGovID and WA Relationship Authorisation Manager) to authorise Environment Online. Microsoft Work Account uses your organisation's Microsoft accounts to authorise Environment Online access.

**Log in with Digital Identity** **Login with your Microsoft Work Account**

4. On the **Digital Identity** page, select **Log in**.

Government of Western Australia  
Identity Exchange

## Log in

Please log in or register using one of the following options:

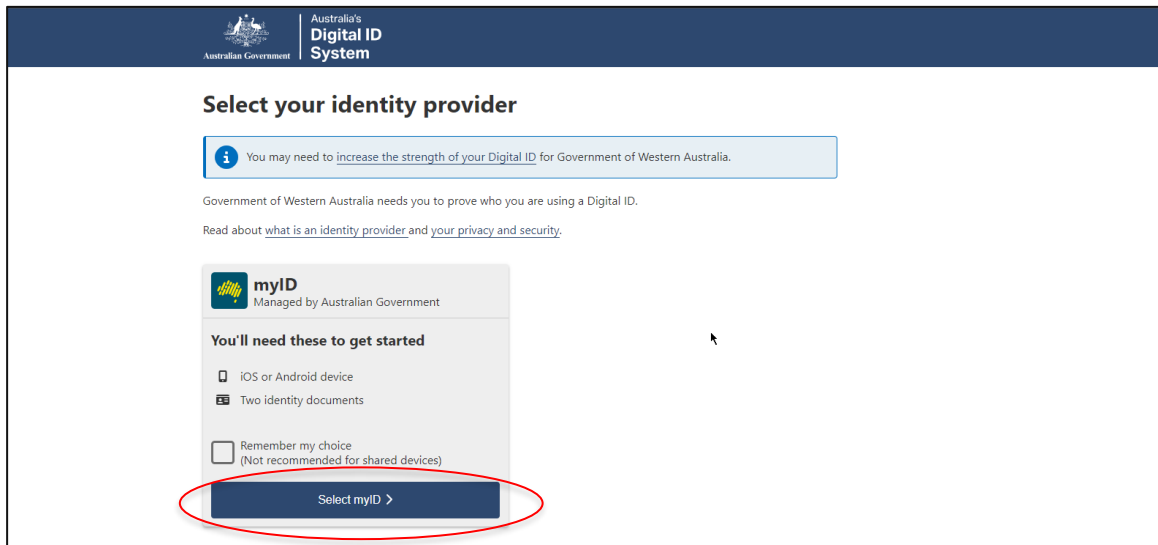
**Digital Identity**

Your Digital Identity (such as myGovID) is a safe, secure and convenient way to prove and reuse your identity online.

**Log in**

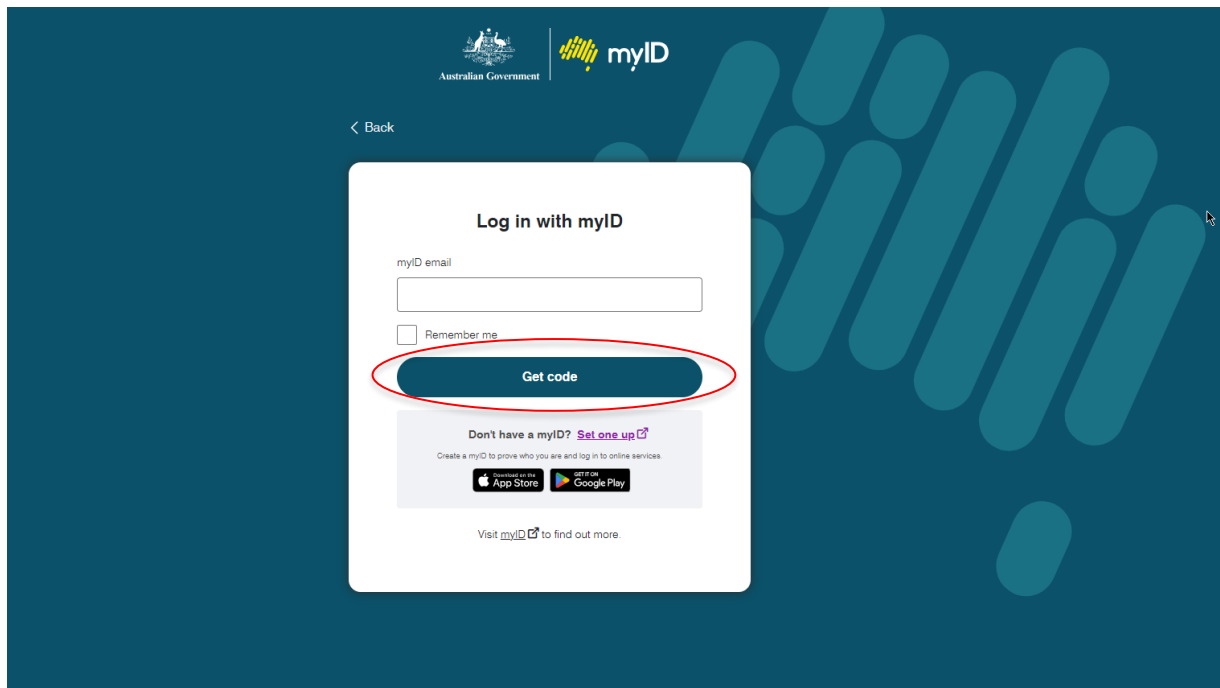
Cancel

5. On the **Select your identity provider** page, choose **Select myID**



6. On the **Log in with myID** page, enter your **myID email** address, then select **Get code**.

**Note:** Open the myID App.



7. Enter the code that is displayed in the **myID App**

## Log in with myID

1. Open the myID app on your phone.
2. Accept or enter the code.

7 0 8 9

Didn't get a code? Ensure you have entered the email associated with your myID.

3. Come back and log in.

Visit [myID](#) to find out more.

8. Familiarise yourself with the **Your consent** page, then select **Consent**

**Note:** We need your consent to share your name, date of birth and email obtained from your myID with the WA Identity Exchange.

These are the only details myID shares. No other information associated with your myID is provided.

## Your consent

To continue, you will need to give your consent to share details with Environment Online

Your details

Given name

---

Family name

---

Date of birth

---

Email

---

**Remember my consent (optional)**

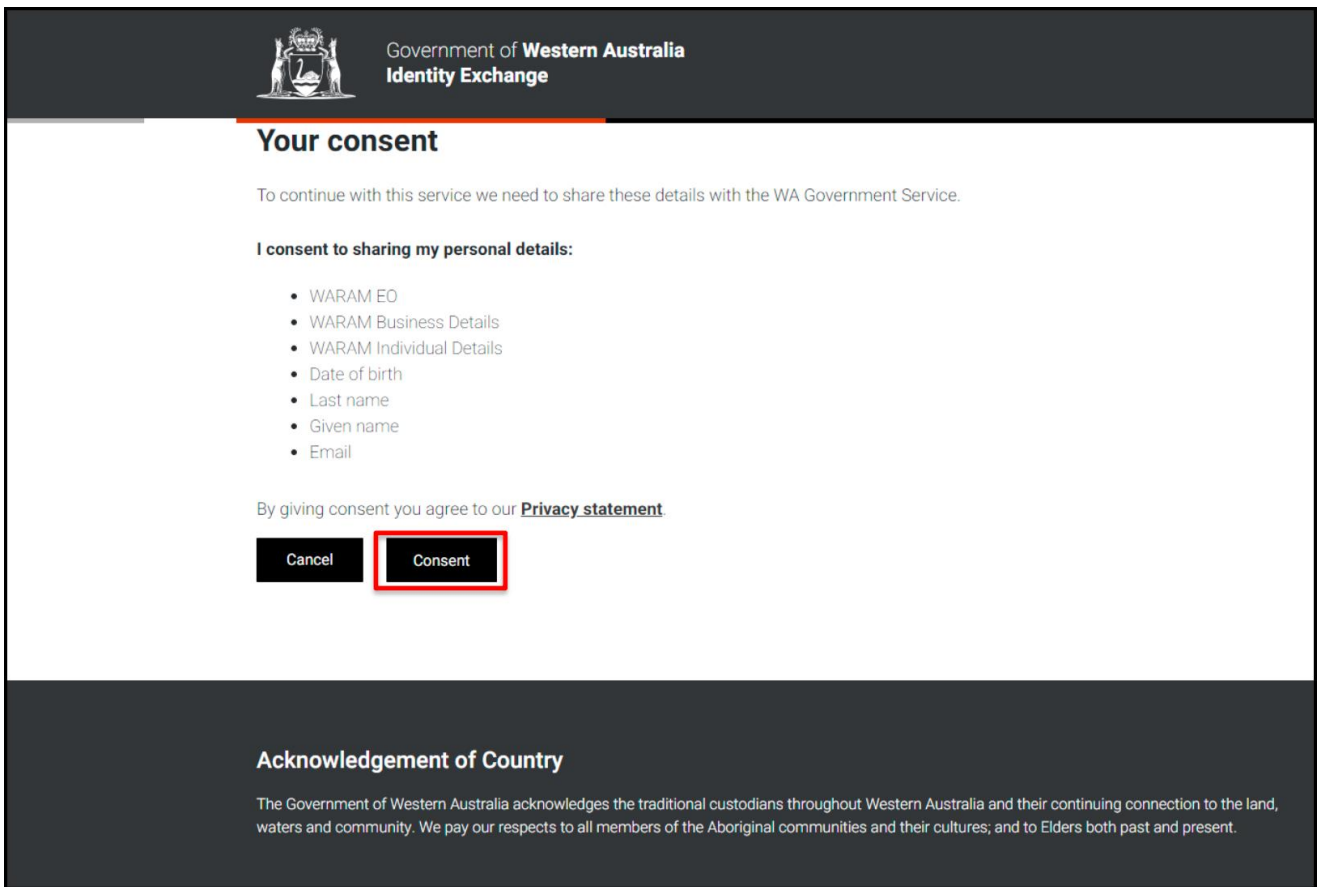
Do you want us to remember your consent to share these details with Environment Online

Yes, and dont ask me again.

By giving consent you agree to our [Privacy statement](#).

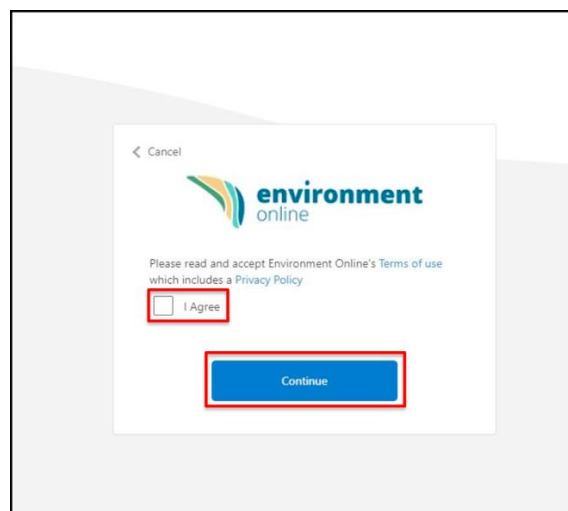
9. Familiarise yourself with the **Your consent** page, then select **Consent**

**Note:** We also need your consent to share your details from the WA Identity Exchange with Environment Online. These are the only details shared with Environment Online.



10. Familiarise yourself with the **Terms of use** and **Privacy Policy** page, choose the **I agree** option, then select **Continue**

**Note:** To use Environment Online, you must accept the **Terms of use**, including the **Privacy Policy**.





11. Enter your contact details, then select **Send verification code**. An email will be sent to the email address entered in this section

**Note:** These contact details can differ from those you use to log in to myID. We will use these details to contact you.

< Cancel **environment online**

12 Main street

Address line 2 (optional)

Suburb / city

State

Country/Region  
Australia

Postal Code

Mobile (0123456789) (optional)

Position / job title (optional)

Verification is necessary. Please click Send button.

Contact E-mail Address

**Send verification code**

Create

12. Enter the verification code from the email received, then select **Verify code**

< Cancel **environment online**

1 Example Road

Address line 2 (optional)

Perth

WA

Country/Region  
Australia

6000

Mobile (0123456789) (optional)

Position / job title (optional)

Verification code has been sent to your inbox. Please copy it to the input box below.

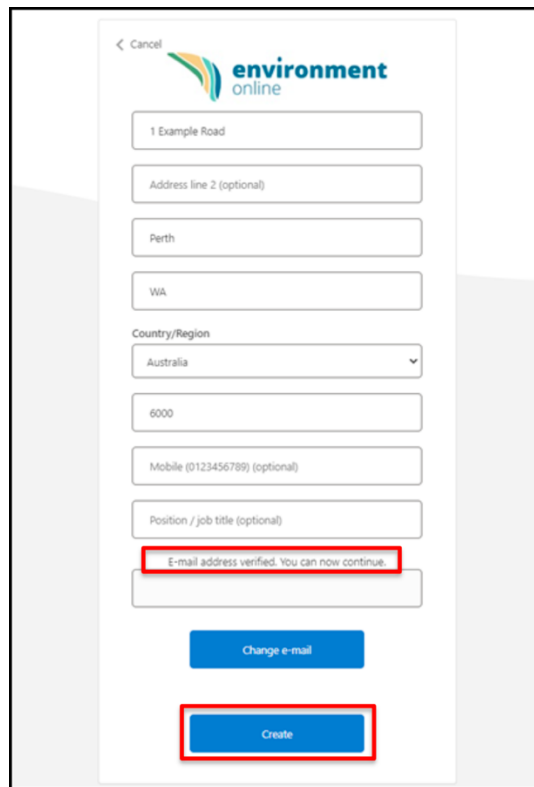
example@email.com

Verification code

**Verify code** Send new code

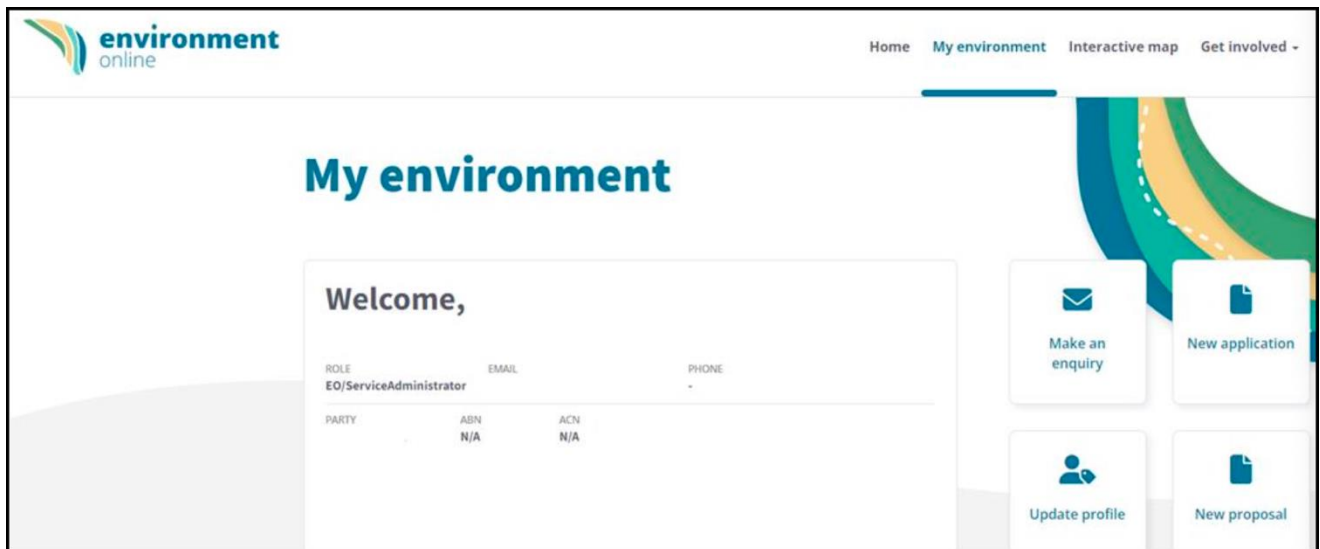
Create

13. The email address status will change to verified. Select **Create**



The screenshot shows a registration form for Environment Online. The form includes fields for address (1 Example Road), optional address line 2, city (Perth), state (WA), country/region (Australia), postal code (6000), optional mobile number, and optional position/job title. A red box highlights the message "E-mail address verified. You can now continue." Below this message are two buttons: "Change e-mail" and "Create". The "Create" button is also highlighted with a red box.

14. You will now be logged in to Environment Online.



The screenshot shows the "My environment" dashboard. The header includes the Environment Online logo and navigation links: Home, My environment, Interactive map, and Get involved. The main content area features a "Welcome," message and a table with user details:

ROLE	EMAIL	PHONE
EO/ServiceAdministrator		-

PARTY	ABN	ACN
	N/A	N/A

On the right side of the dashboard, there are four action buttons: "Make an enquiry", "New application", "Update profile", and "New proposal".



**Enter details**